


Apfel DIN41612 Connectors

DIN 41612 EUROCARD CONNECTORS

APFEL

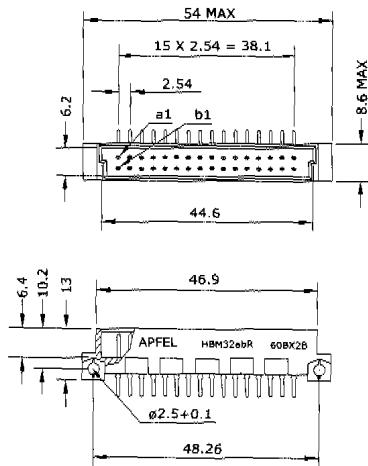
Male Type Half B Connectors



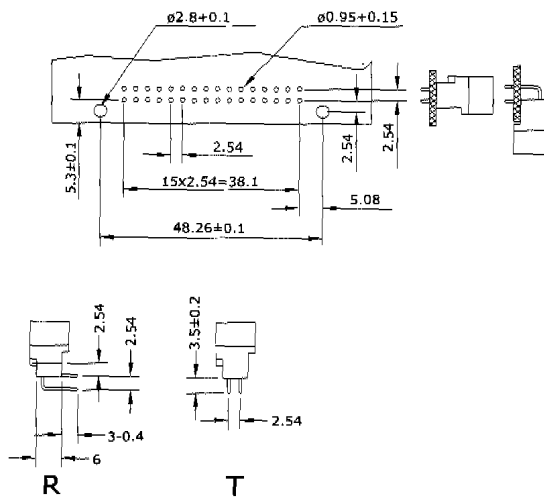
Options:

- Extended male contact
- Connector with pre-installed snap-in mounting clips.
- Variations
- Please refer to page 33 for complete part number coding.
- Other variations, please consult factory.

Dimensions



Recommended P.C.B. layout



Ordering Information

Number of contacts	Rows/Positions with Contact	Class3		Class2		Pitch
		Angled solder	Straight solder	Angled solder	Straight solder	
32	a+b	HBM32ab R	HBM32ab T	HBM32ab R-2	HBM32ab T-2	2.54mm
16	a	HBM16a R	HBM16a T	HBM16a R-2	HBM16a T-2	
16	a+b	HBM16ab R	HBM16ab T	HBM16ab R-2	HBM16ab T-2	5.08mm Half-loaded
	All even no.					

Dimensions shown are for reference purpose only. All dimensions are in millimeters unless otherwise specified.

Westfield Distribution Ltd

(E&OE)

TEL: +44(0)1488 685183

E-mail: sales@westfielduk.com

FAX: +44(0)1488 685430

Disclaimer - Due to technical progress, all designs, specifications, data sheets and components are subject to change without notice. All product information contained in this catalogue / data sheet is for information only - NOT SPECIFICATION.

Please call / fax / e-mail for samples and full engineering drawings. Certificates of conformance issued if required. .

Apfel DIN41612 Connectors

APFEL

FEATURES OF DIN 41612 EUROCARD

Two-piece printed circuit connectors

■ Indirect connectors

It can eliminate the problems of board warpage, different board thickness

■ High density

96 contacts in 2.54mm grid are available in a compact body.

■ High reliability

Dual beam metal-to-metal contact polarized connectors for all series to prevent mismatching.

This connectors are versatiliely used in telecommunications, instruments, computers, control system ect.

• General specifications:

Number of contacts: 16,24,32,48,64,96

Contact spacing: 2.54mm(0.1"),5.08mm(0.2" half-loaded)

Material

Insulator: Glass filled polyester (PBT, UL flammability 94V-0)

Contacts: Female copper alloy, male brass

Contact finish: Contact area: gold over nickel (per requirements of performance class 3, class 2)

Termination area: TIN-plated or gold-plated for long wrap post

Mechanical

Insertion force:

96 contacts max 90N

64 contacts max 60N

48 contacts max 45N

32 contacts max 30N

16 contacts max 15N

Withdrawl force per contact: min 0.15N

Temperature range:-55°C to +125°C

Air and creepage distance 1.2mm min

Electrical

Current rating:

20°C 2A

70°C 1A

100°C 0.5A

Contact resistance: $\leq 20m\Omega$

(testing current 100mA) $\leq 40m\Omega$ after 400 mating cycles

Capactance between adjacent contacts: Appr.2PF

Insulation resistance: $\geq 10^{12}\Omega$ (between adjacent cotacts at 100VDC)

Test voltage: 1,000Vrms between contacts (2.54mm spacing)

1,550Vrms between contacts (5.08mm spacing)

1,550Vrms between contacts and body

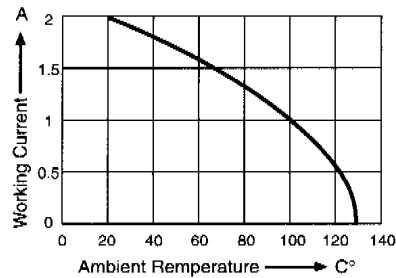
Operating voltage: 250V AC

• Specifications are subject to change without prior notice.

• All dimensions are in mm (milli meter)

Agency Approval

• U/L File E149341,Electric rating:250V, 2A



Westfield Distribution Ltd

(E&OE)

TEL: +44(0)1488 685183

E-mail: sales@westfielduk.com

FAX: +44(0)1488 685430

Disclaimer – Due to technical progress, all designs, specifications, data sheets and components are subject to change without notice. All product information contained in this catalogue / data sheet is for information only – NOT SPECIFICATION.

Please call / fax / e-mail for samples and full engineering drawings. Certificates of conformance issued if required. .

Apfel DIN41612 Connectors

APFEL

DIN 41612 EUROCARD CONNECTORS

OPTIONS:

-X

**EXTENDED MALE CONNECTORS
—EARLY MAKE/LATE BREAK**

APFEL provides the early make /late break extended male contacts connectors. Before entering order, please advise the positions of extended male contacts of Row a, Row b, Row c and request for correct P/N coding for this variation. Please refer to page 33 for complete part number coding. E.G. CM96abc R-X1(contact positions, a1.b1.c1.a32.b32.c32, with extended longer contact.)



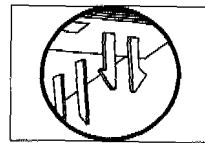
-MC

**CONNECTORS WITH PRE-INSTALLED
SNAP-IN MOUNTING CLIPS**

The mounting clips are designed for use with 1.6mm (0.062")P.C.B. thickness. The material of mounting clips is copper alloy and it is Tin plated.

All solder connectors can be ordered with this feature.

Please refer to page 33 for the complete part number coding.
E.G. CM 64ac R-MC1, CF64ac T-MC2.



-C


**WITHOUT LOSS OF CONTACTS
CODING SYSTEM**

APPEL provides coded connectors for type B.C.Q.R.M.

The coded connectors are with following advantages

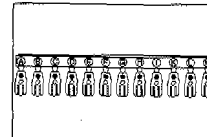
- Without loss of contact
- No need to break off the plastic housing,
no tools are required.
- Manually keying, keying can be changed and
corrected easily.

E.G. CM64ac R-C



KEYING COMB SET

Each comb set includes 12keys, please order separately. Ordering part number for this plastic comb set is CS12



Westfield Distribution Ltd

(E&OE)

TEL: +44(0)1488 685183

E-mail: sales@westfielduk.com

FAX: +44(0)1488 685430

Disclaimer – Due to technical progress, all designs, specifications, data sheets and components are subject to change without notice. All product information contained in this catalogue / data sheet is for information only – NOT SPECIFICATION.

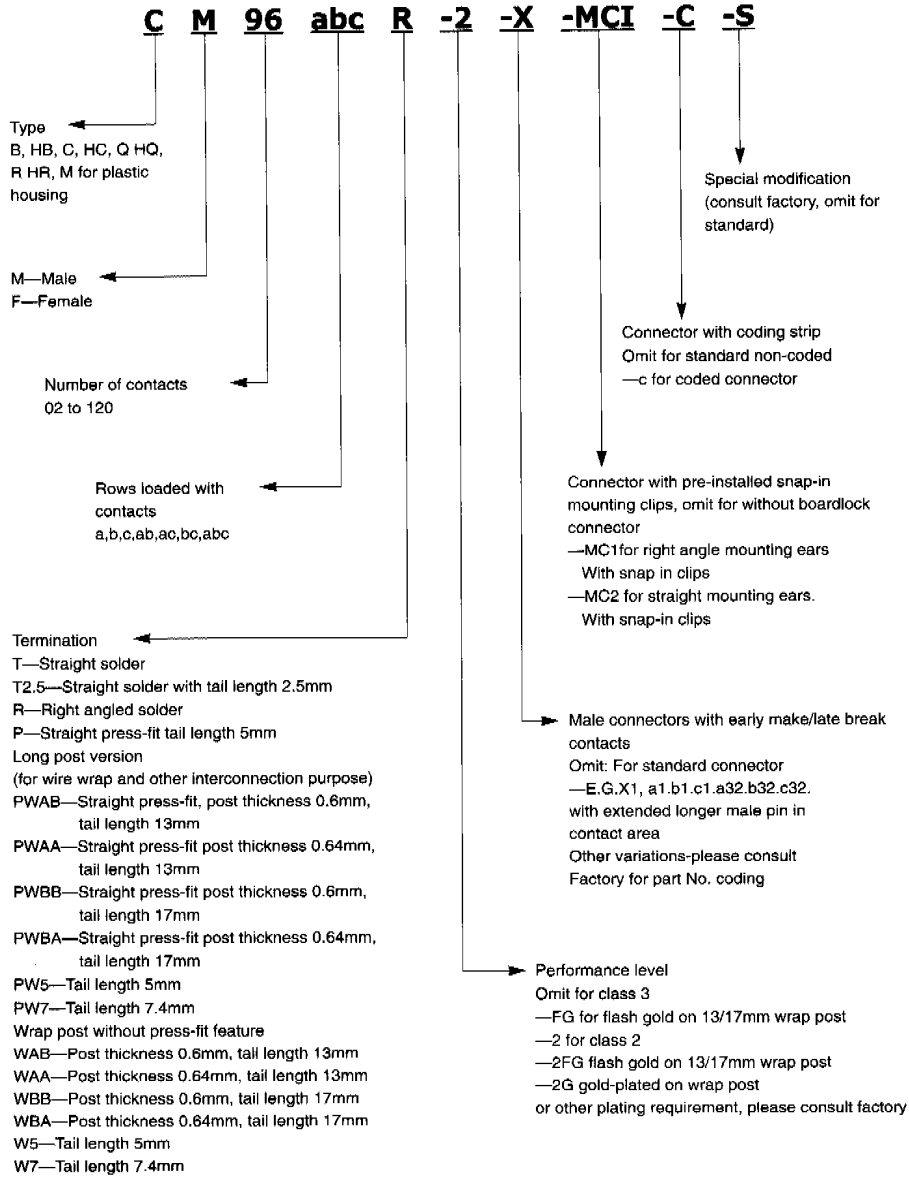
Please call / fax / e-mail for samples and full engineering drawings. Certificates of conformance issued if required. .

Apfel DIN41612 Connectors

DIN 41612 EUROCARD CONNECTORS

APFEL

How to Order



Westfield Distribution Ltd

(E&OE)

TEL: +44(0)1488 685183

E-mail: sales@westfielduk.com

FAX: +44(0)1488 685430

Disclaimer - Due to technical progress, all designs, specifications, data sheets and components are subject to change without notice. All product information contained in this catalogue / data sheet is for information only - NOT SPECIFICATION.

Please call / fax / e-mail for samples and full engineering drawings. Certificates of conformance issued if required. .

